

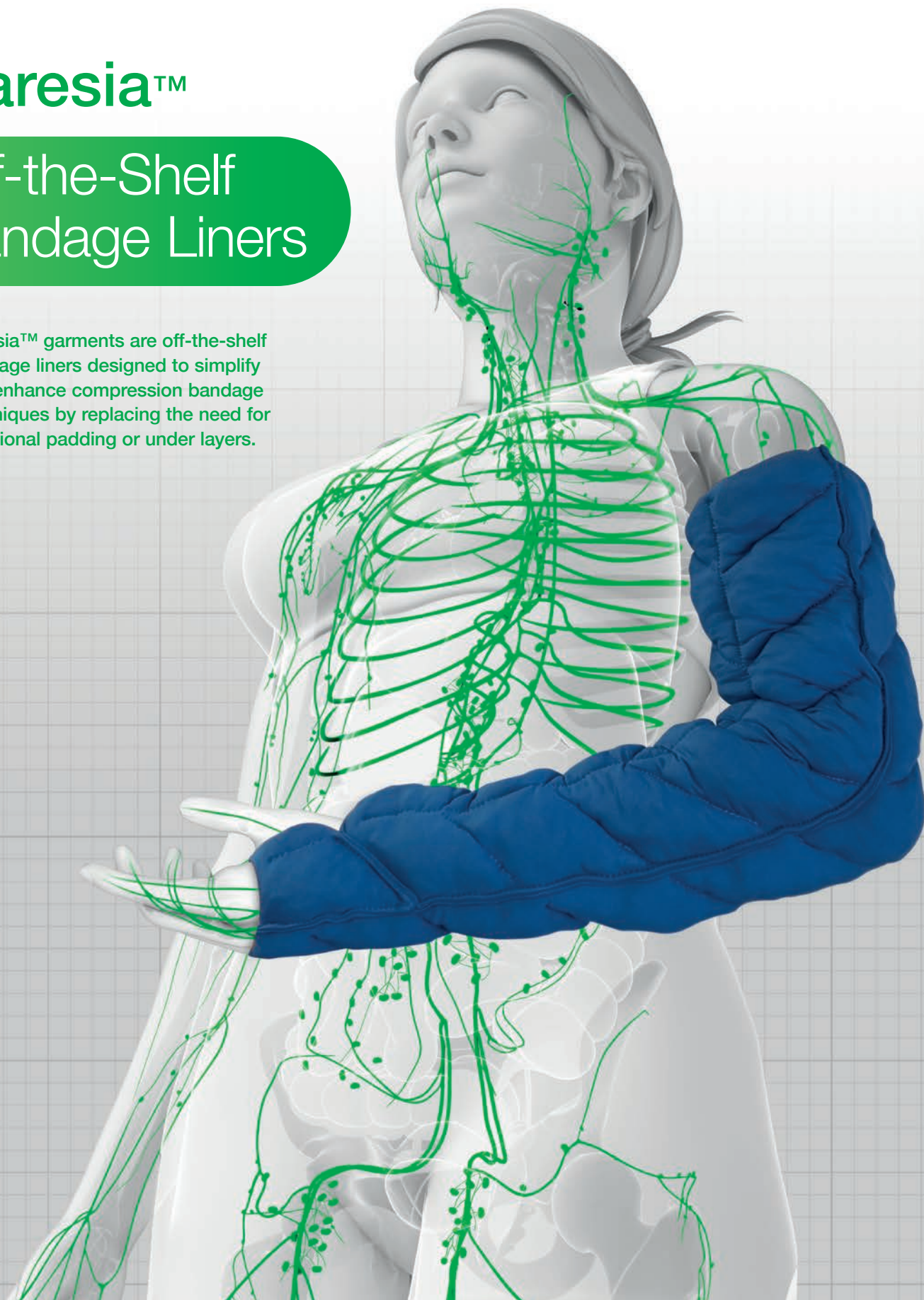


Lohmann & Rauscher

Caresia™

Off-the-Shelf Bandage Liners

- Caresia™ garments are off-the-shelf bandage liners designed to simplify and enhance compression bandage techniques by replacing the need for traditional padding or under layers.



Overview

Why choose Caresia™?

Caresia™ garments are off-the-shelf bandage liners designed by medical professionals to simplify and enhance standard bandaging techniques by eliminating under layers of traditional bandaging. Caresia garments will save you and your patients time, while enhancing therapeutic outcomes.



Reduce time spent bandaging¹ and leave more time for Manual Lymphatic Drainage.



Foam technology helps soften tough fibrotic tissue¹ while remaining gentle on the skin.



Comfortable and wickable fabric.



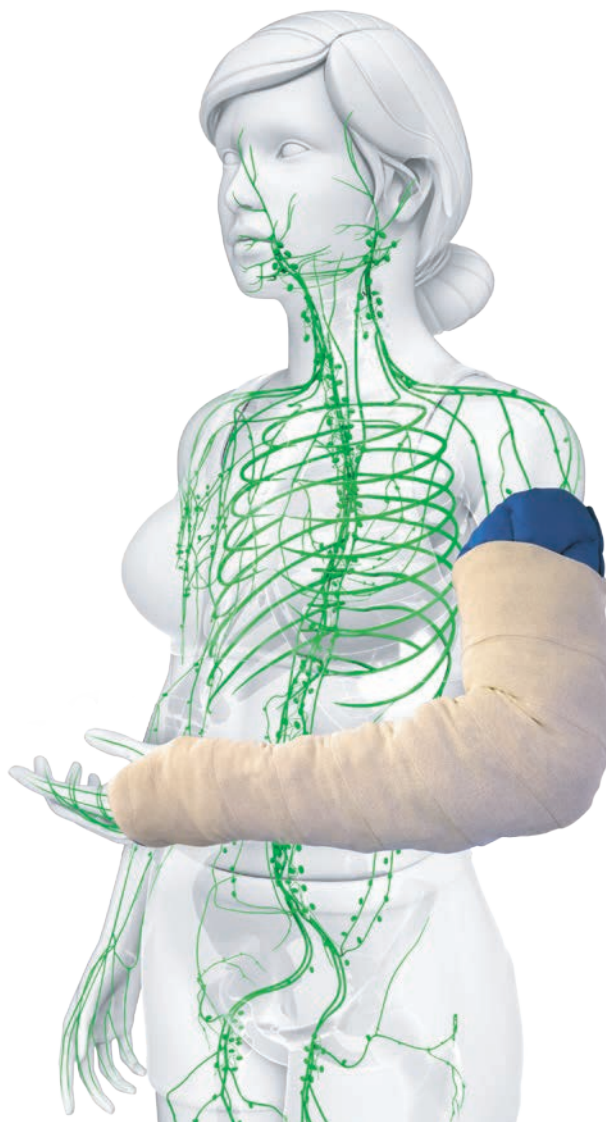
Machine wash and dry for easy garment care.

Indications

- Lymphoedema, when used with bandages/other garments
- Oedema, (non-blood related) when used with bandages / other garments

Contraindications

- Arterial insufficiency or degeneration / ABPI < 0.8
- Moderate to severe peripheral arterial disease
- Untreated congestive heart failure
- Untreated infection (i.e. cellulitis)
- Impaired sensation (i.e. peripheral neuropathy)
- Severe cognitive impairment
- Allergies or sensitivities to materials
- Not recommended for use on open (i.e. uncovered) wounds



MCP to Axilla

Simply slide on Caresia™ and bandage over top with short-stretch bandages such as Rosidal® K.

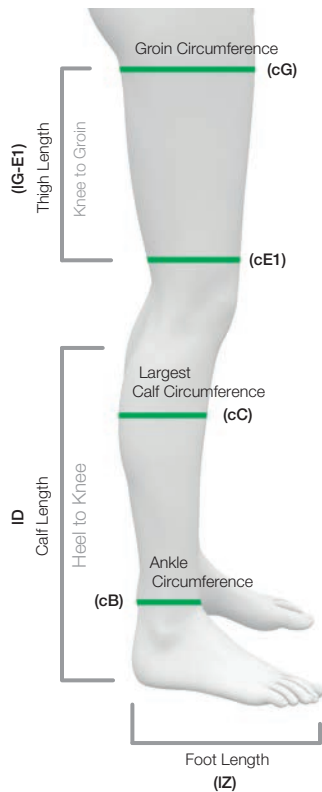
Bandages not included.



Caresia™

How to Measure

Measuring for Caresia is simple and easy.



How to measure the Leg:

Ask the patient to stand, if possible. Mark and measure the leg as follows

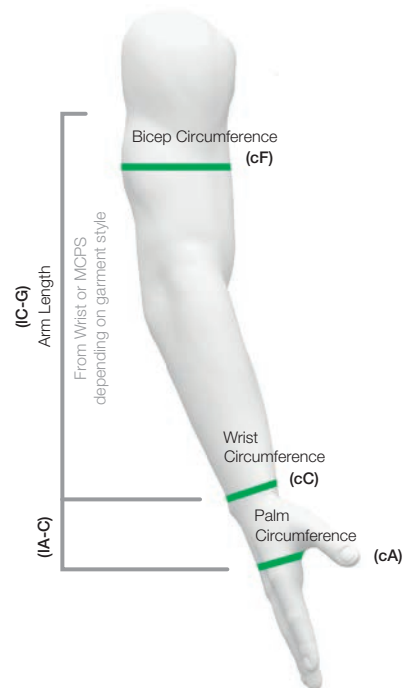
Circumference points:

- cG 2cm below Gluteal Fold
- cC Widest part of Calf
- cB 2cm Above Malleolus

Lengths:

- IZ Heel to base of Toes
- ID ID The length from point D (2cm below popliteal fossa) to the ground
- IG-E1 The length between point G (2cm below gluteal fold) point E1 (5cm above the Knee measuring from the centre point of the knee cap)

All length measurements should be longitudinal and should follow body contours.



How to measure the arm:

Measure the arm in a supported and relaxed position with the elbow slightly flexed. The measurement points refer to the following anatomical landmarks:

Circumference points:

- cA Widest width of the Palm, just below the metacarpal phalangeal joints
- cC Narrowest point of the Wrist
- cF Widest part of the bicep

Lengths:

- IA-C The length between point A (widest width of the palm, just below the metacarpal phalangeal joints) and point C (narrowest point of the wrist)
- IC-G The length between point C (narrowest point of the wrist) and point G (top of the arm, just below the axillary crease)

Caresia

Upper Extermity Garments

Palm to Axilla

- Provides coverage of the arm from the metacarpals to the axilla, allowing for individual finger wrapping.
- Left / Right specific garments designed with channeling to mimic the collateral pathways.

Description	Arm Length: 59–65cm (IC-G)			REF
	Palm Circumference (cA)	Wrist Circumference (cC)	Biceps Circumference (cF)	
Small (Left)	15–19cm	13.5–17cm	20–30cm	104384
Small (Right)	15–19cm	13.5–17cm	20–30cm	104387
Medium (Left)	19–23cm	17–22cm	30–40cm	104383
Medium (Right)	19–23cm	17–22cm	30–40cm	104386
Large (Left)	23–28cm	22–28cm	40–50cm	104382
Large (Right)	23–28cm	22–28cm	40–50cm	104385



Wrist to Axilla

- Provides coverage of the arm from wrist to the axilla.
- Designed to give patients the option of wearing it as a standalone garment, or combining it with a glove or gauntlet — such as the Caresia Glove or Caresia Gauntlet.
- Left / Right specific garments designed with channeling to mimic the collateral pathways.

Description	Arm Length: 47–53cm (IC-G)		REF
	Wrist Circumference (cC)	Biceps Circumference (cF)	
Small (Left)	13.5–17cm	20–30cm	104390
Small (Right)	13.5–17cm	20–30cm	104393
Medium (Left)	17–22cm	30–40cm	104389
Medium (Right)	17–22cm	30–40cm	104392
Large (Left)	22–28cm	40–50cm	104388
Large (Right)	22–28cm	40–50cm	104391



Glove

- Provides coverage of the hand from the fingertips to wrist.
- Universal fit - can be worn on either left or right hands.
- Designed to be worn as a standalone Glove or to be worn in combination with an arm sleeve — such as the Caresia Wrist to Axilla — for full finger to arm coverage.
- Individual digit spacers come standard.

Description	Length: up to 26cm (IA-C)		REF
	Palm Circumference (cA)	Wrist Circumference (cC)	
Small	15–19cm	13.5–17cm	104378
Medium	19–23cm	17–22cm	104377
Large	23–28cm	22–28cm	104376



Gauntlet

- Provides coverage of the hand from the metacarpals to the wrist.
- Helps allow finger functionality and movement.
- Universal fit - can be worn on either left or right hands.
- Designed to be worn as a standalone Gauntlet or to be worn in combination with an arm sleeve — such as the Caresia Wrist to Axilla — Widest width of the Palm to arm coverage.
- Individual digit spacers come standard.

Description	Length: up to 18cm (IA-C)		REF
	Palm Circumference (cA)	Wrist Circumference (cC)	
Small	15–19cm	13.5–17cm	104381
Medium	19–23cm	17–22cm	104380
Large	23–28cm	22–28cm	104379

Caresia

Lower Extermity Garments

Thigh

- Provides coverage of thigh area from the inferior patella to the groin.
- Designed for flexion with tapered design.
- Available in a wide range of lengths and sizes to accommodate your patients' measurements.
- Combine with a Caresia Below Knee for full leg coverage.

Short	Thigh Length: 28–36cm (IG-E1)		REF
	Groin Circumference (cG)		
Small	50–70cm		104370
Medium	60–80cm		104369
Large	70–90cm		104368
Standard	Thigh Length: 33–41cm (IG-E1)		REF
	Groin Circumference (cG)		
Small	50–70cm		104366
Medium	60–80cm		104365
Large	70–90cm		104364
Tall	Thigh Length: 39–47cm (IG-E1)		REF
	Groin Circumference (cG)		
Small	50–70cm		104374
Medium	60–80cm		104373
Large	70–90cm		104372



Below Knee

- Provides coverage of the calf from the toes to the inferior patella.
- Available in a wide range of lengths and sizes to accommodate your patients' measurements.
- Combine with a Caresia Thigh garment for full leg coverage.

Short	Calf Length: 34–40cm (ID)		REF
	Ankle Circumference (cB)	Calf Circumference (cC)	
Small	22–28cm	30–40cm	104360
Medium	28–34cm	40–50cm	104359
Large	34–40cm	50–60cm	104358
Standard	Calf Length: 40–46cm (ID)		REF
	Ankle Circumference (cB)	Calf Circumference (cC)	
Small	22–28cm	30–40cm	104357
Medium	28–34cm	40–50cm	104356
Large	34–40cm	50–60cm	104355
Tall	Calf Length: 46–52cm (ID)		REF
	Ankle Circumference (cB)	Calf Circumference (cC)	
Small	22–28cm	30–40cm	104363
Medium	28–34cm	40–50cm	104362
Large	34–40cm	50–60cm	104361



Foot

- Provides closed toe coverage of the foot to the ankle.
- Sold individually.

Description	Foot Length (IZ)	Ankle Circumference (cB)	REF
Small	20–25cm	22–28cm	104354
Medium	25–30cm	28–34cm	104353
Large	30–35cm	34–40cm	104352





Lohmann & Rauscher

For all queries relating to Caresia as well as ReadyWrap, SwellSpots, TributeNight or Exo products please contact your local distributor:

Complete Medical Compression WA

P: 08 6174 0314

M: 0425124 576

E: sales@cmcompression.com.au

References:

1) International Society of Lymphology. The diagnosis and treatment of peripheral lymphedema. Consensus document of the International Society of Lymphology. Lymphology 36(2): 84-91, 2003.